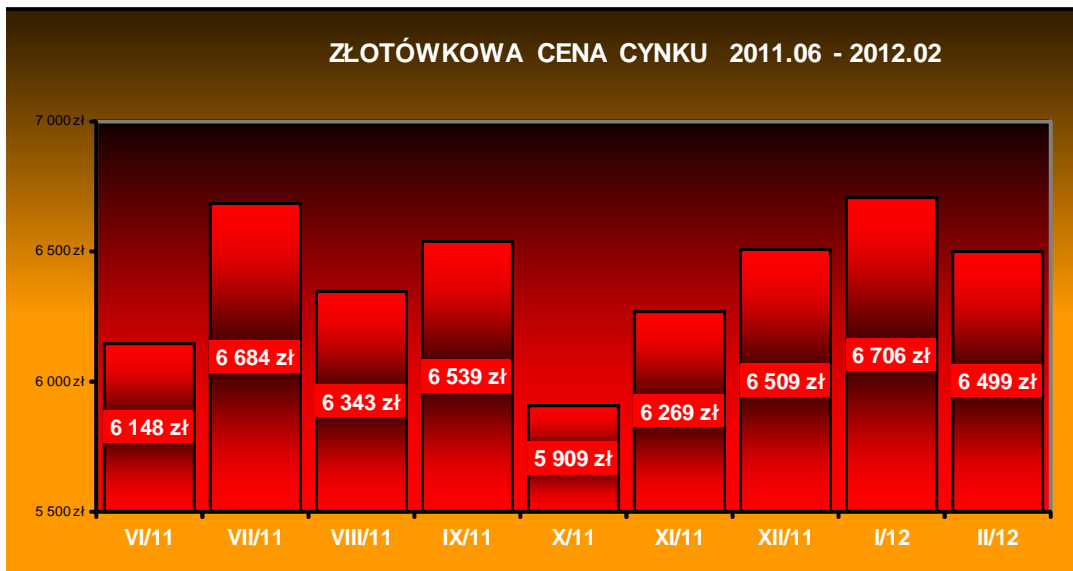
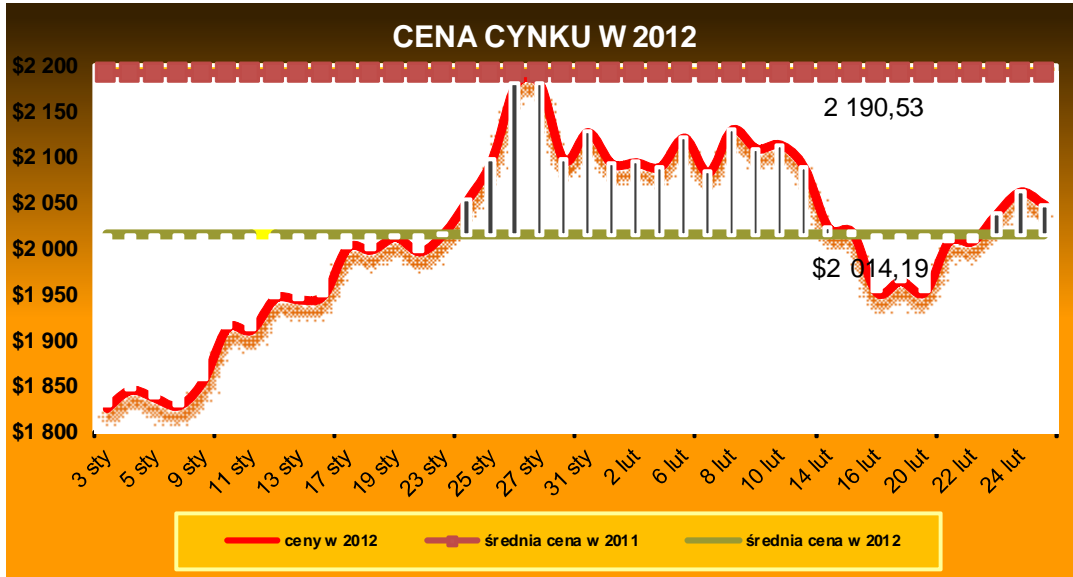
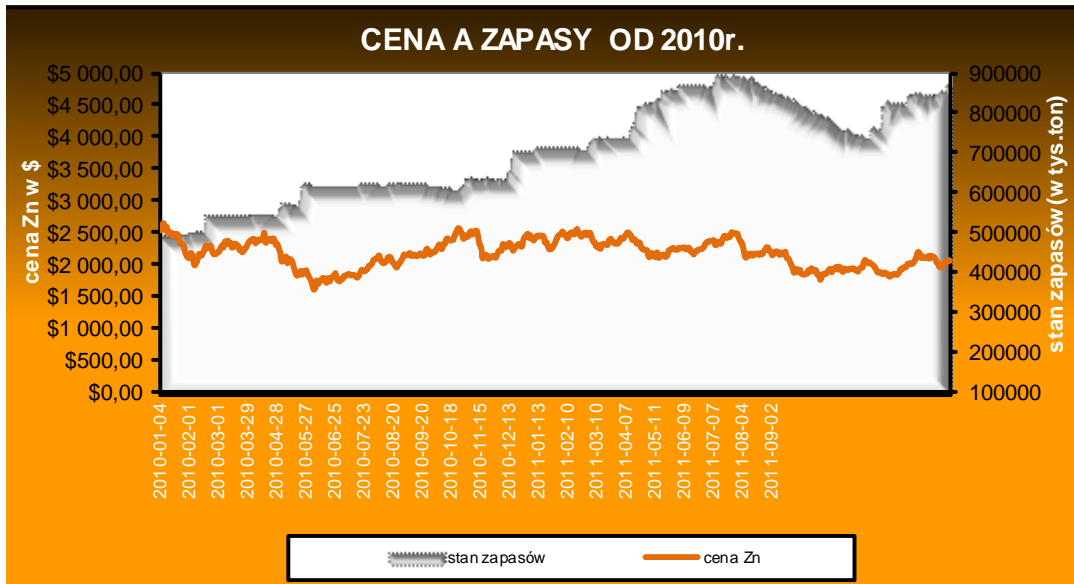


**ZGH „Bolesław” S.A.**  
Dział Zarządzania Ryzykiem

**INFORMACJE O CENACH CYNKU I OŁOWIU  
ORAZ KURSIE USD/PLN  
27.02.2012.**

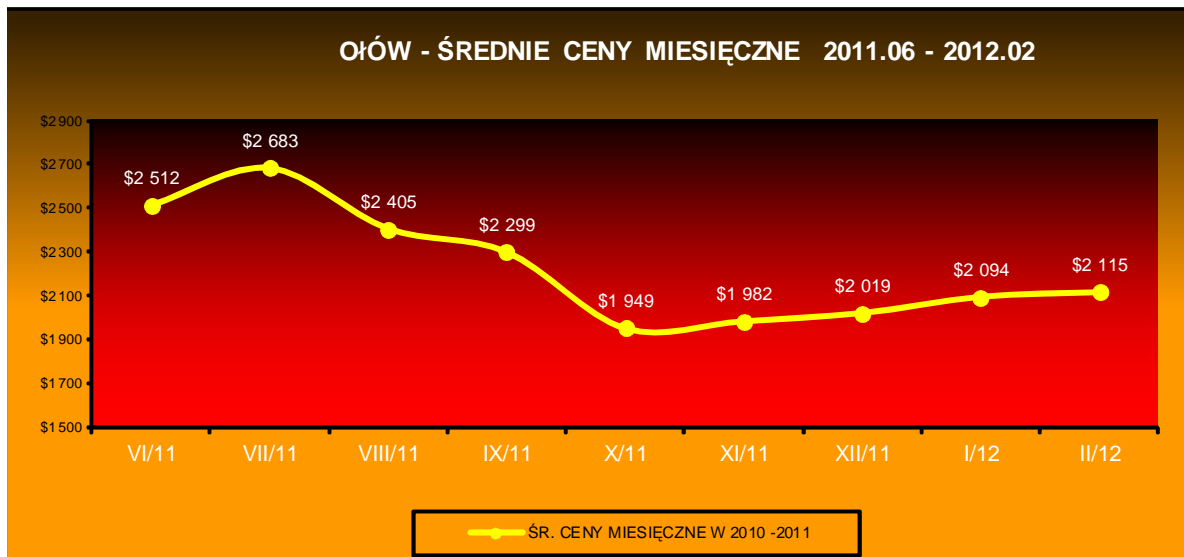
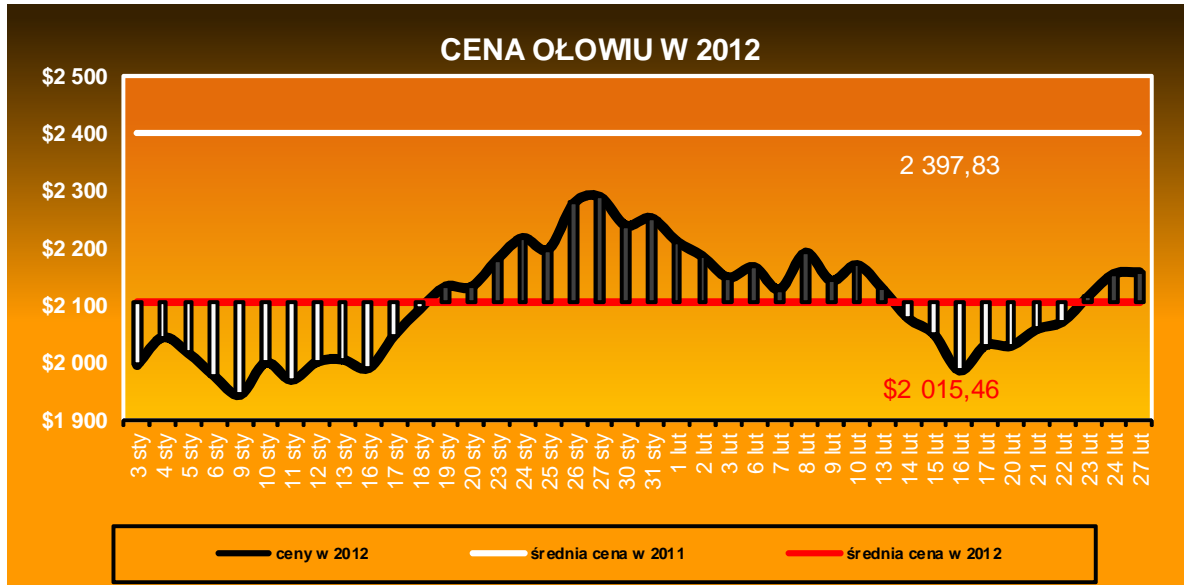
## 1. RYNEK CYNKU

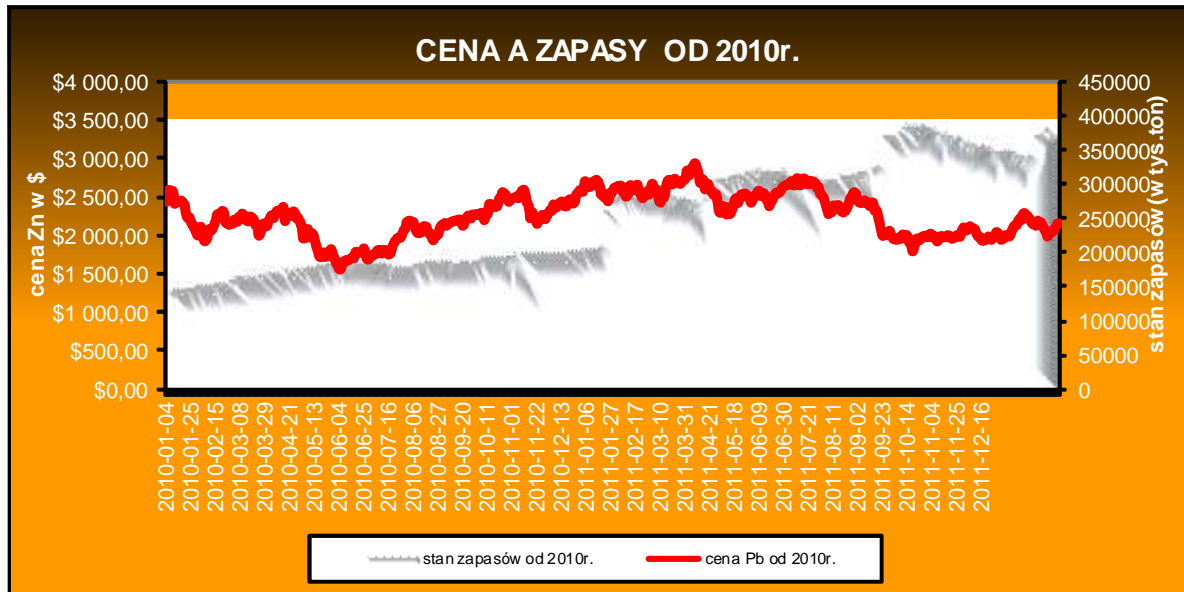




DATA	ZN CASH
2012-02-01	\$2 091,50
2012-02-02	\$2 093,00
2012-02-03	\$2 088,00
2012-02-06	\$2 120,00
2012-02-07	\$2 082,00
2012-02-08	\$2 129,00
2012-02-09	\$2 108,00
2012-02-10	\$2 112,50
2012-02-13	\$2 087,50
2012-02-14	\$2 021,50
2012-02-15	\$2 016,50
2012-02-16	\$1 951,00
2012-02-17	\$1 963,50
2012-02-20	\$1 951,00
2012-02-21	\$2 006,50
2012-02-22	\$2 007,00
2012-02-23	\$2 037,00
2012-02-24	\$2 061,00
2012-02-27	\$2 046,50
2012-02-28	
2012-02-29	
<b>średnia</b>	<b>\$2 051,21</b>

## 2. RYNEK OŁOWIU





DATA	PB CASH
2012-02-01	\$2 210,00
2012-02-02	\$2 184,00
2012-02-03	\$2 147,00
2012-02-06	\$2 165,50
2012-02-07	\$2 126,00
2012-02-08	\$2 190,50
2012-02-09	\$2 141,50
2012-02-10	\$2 169,00
2012-02-13	\$2 127,50
2012-02-14	\$2 076,00
2012-02-15	\$2 048,50
2012-02-16	\$1 985,00
2012-02-17	\$2 029,00
2012-02-20	\$2 028,00
2012-02-21	\$2 057,00
2012-02-22	\$2 070,00
2012-02-23	\$2 114,00
2012-02-24	\$2 153,50
2012-02-27	\$2 156,00
2012-02-28	
2012-02-29	
<b>średnia</b>	<b>\$2 114,63</b>

### 3. RYNEK WALUTOWY

